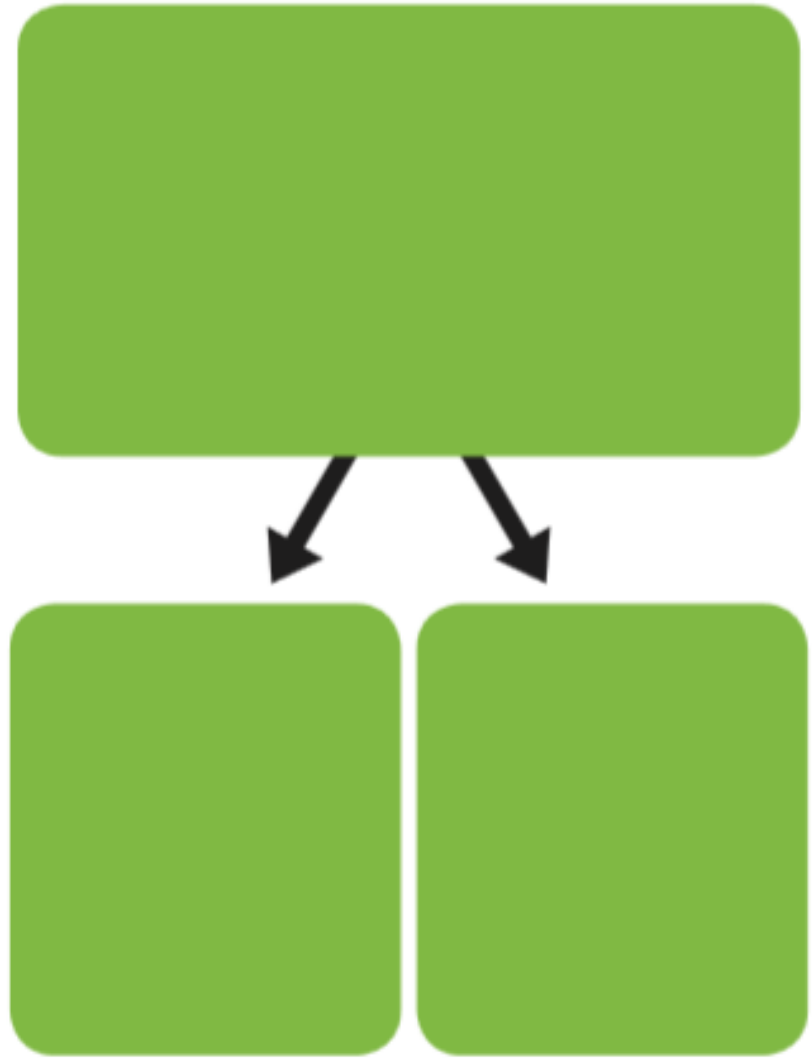


Maths Task 1 – Investigate Fractions

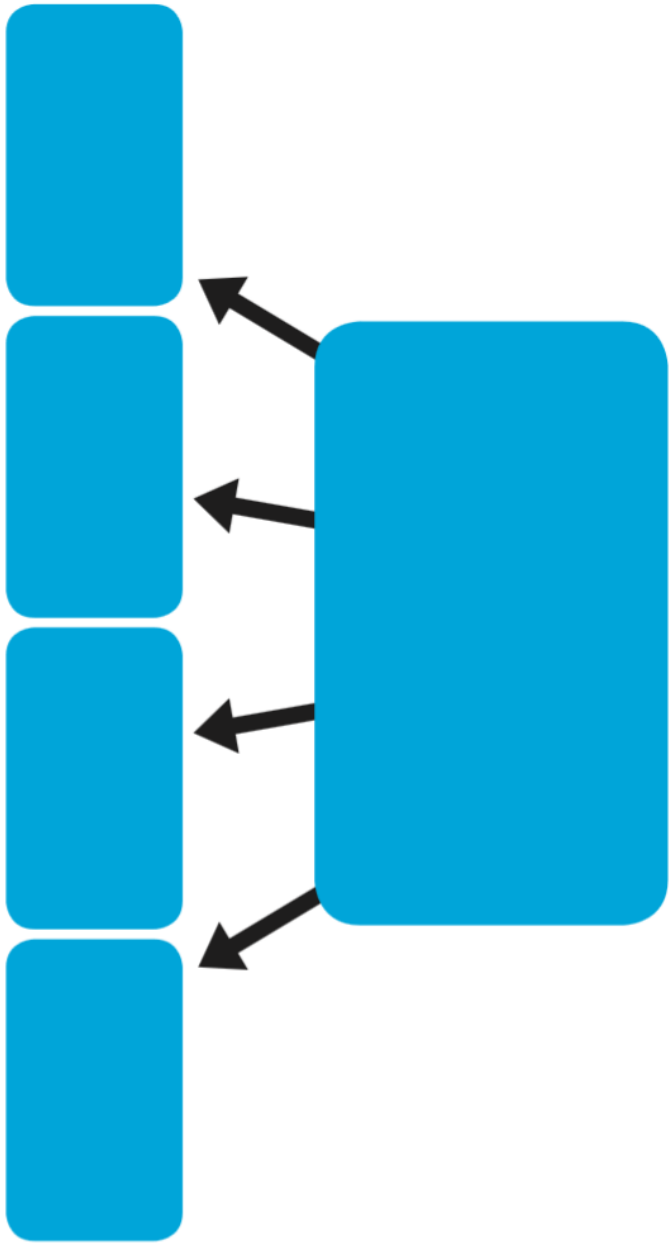
- Choose a number between 0 and 12.
- Write your whole number
- Try to find half of your number
- Try to find quarter of your number
- Use a tick or cross to show what you found out

Whole number	Can you half it?	Can you quarter it?
6	✓	X

Halving



Quartering

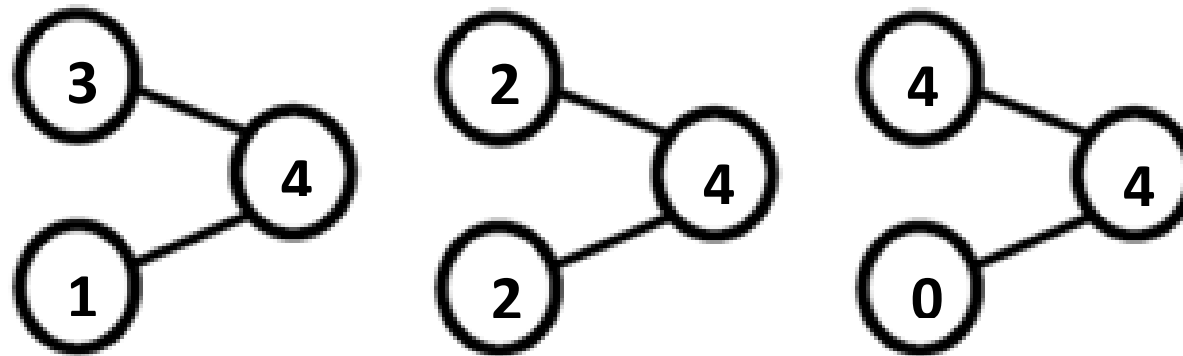


Maths Task 2 – Four a Day Challenge

Feel free to use as many days as you like or pick one or two problems to investigate. There is no need to complete them all.


Use a counting resource such as lego bricks, counters or marbles to help you.

- A part – whole model shows different ways to make a number. The lines always go from the parts to the whole.

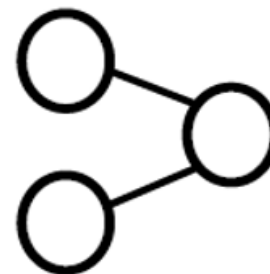


- A number sentence is ____ + ____ = ____ or ____ - ____ = _____. No words in this type of sentence!

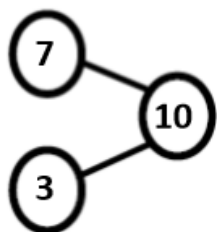
1) How many apples are there in total?



2) 8 is the whole. Complete the part/whole model using different numbers for each part.



3) Complete the number sentence.




_____ = _____ + _____

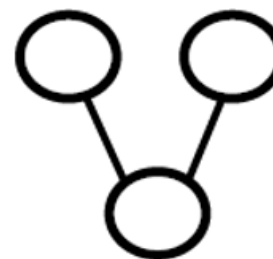
4) Write as many different number sentence as you can to match the picture.



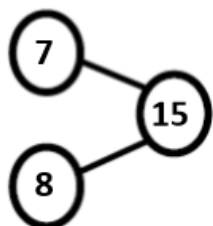
1) How many cars are there in total?



2) 12 is the whole. Complete the part/whole model using different numbers for each part.



3) Complete the number sentence.



$$\underline{\quad} - \underline{\quad} = \underline{\quad}$$

4) Write as many different number sentence as you can to match the picture.

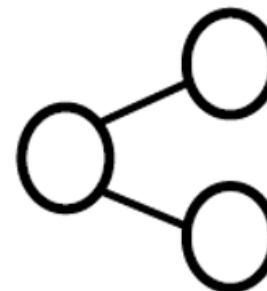


Day 3

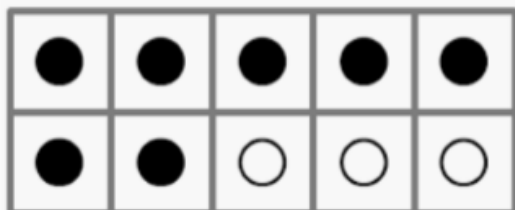
1) How many birds are there in total?



2) 15 is the whole. Complete the part/whole model using different numbers for each part.



3) How many different ways can you complete the number sentence below?



_____ = _____ + _____

4) Use the words more than and less than to complete these:

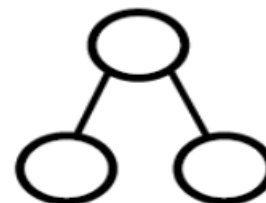
17 is _____ 20

18 is _____ 11


1) How many sweets are there in total?



2) 20 is the whole. Complete the part/whole model using different numbers for each part in as many different ways as possible.



3) What's the difference between 10 and 6?



$$10 - 6 =$$

4) Use the number line if it helps you to complete the number sentence.

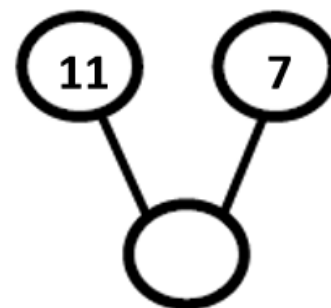


$$9 = 4 + \underline{\quad}$$

1) There are 20 sweets in total. How many are still in the bag?



2) What is the missing number?




3) Use the number line if it helps you to complete the number sentence.



$$3 = 8 - \underline{\quad}$$

4) Write as many different number sentences as you can to match the picture.



Maths Task 3 – Sequencing Time

Make a **timeline** for your day. Doodle your activities and write words – morning, lunch time and evening.


Look at a clock and record the time if you like, we will be moving on to this next week. Can you use the words **earlier** and **after** in sentences? What event is earlier than another? Is breakfast time after lunch time?

History Task – Motte and Baily Castles


These QR codes take you to a website where you can walk around two types of Norman castle.

One is a motte and baily, one is a stone fort. (They do take a few minutes to load, stick with it!)

Motte and Baily Castle Explorer:



Stone Fort Explorer:



Or use the website <http://www.timeref.com/> to find out about Norman castles or research your own ideas.

English Task 1 – Use the –ed suffix

Practice adding the –ed suffix to the following words.

help

turn

walk

open

Use the words in sentences thinking about things that have already happened.

Maybe you are in a castle and have a magic key?

English Task 2 – Write a job advert for a castle

‘Would you like a job in my castle?’

Think about the jobs required to look after horses, make armour or build the fort? Use the previous task researching castles to help you. You could start your sentences like this:

Castles are...

Are you good at....?

You need to be...

Phonics – Trigraphs air, ear and ure

The link below is for daily phonics lessons based on the scheme of work we use. Lessons appear at 10.30am every day and there are some useful guides there too.

https://www.youtube.com/channel/UCP_FbjYUP_UtldV2K_-niWw/featured

Warm Up Games: <https://new.phonicsplay.co.uk/resources/phase/5>

Username: march20 Password: home

Read

Sound out and write the words on paper. Later, hide them around the house or garden for a word hunt.

<i>chair</i>	<i>hear</i>	<i>sure</i>
<i>fair</i>	<i>fear</i>	<i>pure</i>
<i>pair</i>	<i>dear</i>	<i>manure</i>
<i>stairs</i>	<i>clear</i>	<i>secure</i>

Write



Create

Write sentences with this week's words. If you are not sure which diagraph to use for a word, try writing it all three ways and looking carefully to see which looks right.