

# Year 1 Home Learning

**1<sup>st</sup> June**

Dear Year 1 and families,

I hope you have all had a fun week doing the activities Mrs Deacon shared. I've had a look through the lovely pictures and videos you've sent to see what you've all been up to.

We are all looking forward to welcoming some of you back into school or continuing to support you to learn at home. Our final topic of the year is one of my favourites; 'Royalty and Castles' so I hope you enjoy the introduction to this and the activities over the next few weeks.

Included here are this week's activities but remember they are just suggestions so please adapt them as much as you like and let us know what else you are up to as well.

Have a good week!

Miss Abineri

## Maths Task 1 – Find half of a shape

I've included some pictures below but if you prefer not to print you could draw your own or cut out some similar shaped things from an old magazine you have finished with.

Once you've cut them out think about half of the shape by folding them. Is there only one way to make half of each shape or is there more than one way for some of them?

Sort them into two groups:

*One way*

*More than one way*

## Maths Task 2 – Find half of an amount



*whole* \_\_\_\_\_

*half* \_\_\_\_\_

Have a go at these problems by finding out the whole amount and half of the amount and writing down your numbers.



*whole* \_\_\_\_\_

*half* \_\_\_\_\_



*whole* \_\_\_\_\_

*half* \_\_\_\_\_

You can also head round your house with a pen and paper and find lots of things and work out how many the whole amount is and half the amount is. How about teddies, footballs or letters in the alphabet?



*whole* \_\_\_\_\_

*half* \_\_\_\_\_



*whole* \_\_\_\_\_

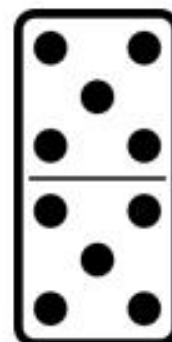

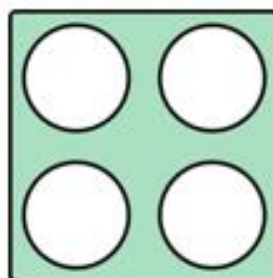
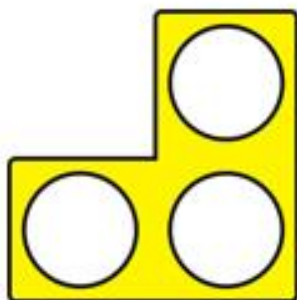

*half* \_\_\_\_\_



*whole* \_\_\_\_\_


*half* \_\_\_\_\_

## Make halves



## Maths Task 3 – 100 Square Jigsaw

<https://nrich.maths.org/5572>



Visit the link to play this game online or print out these pieces to rebuild the broken 100 square.

When you are putting it back together explain how you know which piece comes under or next to another piece.

## Topic Task 1 & 2– What is a monarch's job?

# The Role of a Monarch



**Task 1:** Here is some information to have a look through and talk about.

You might like to do your own research on a monarch you would like to know about too.

After finding out, write a sentence about something you found very interesting from this reading or from your own research.

**Task 2:** Make yourself a crown. You could research crowns that monarchs have worn in the past to help you. You could make an observational drawing or describe a crown you found out about if you prefer.

## What is a Monarch?


A monarch is a king or queen, an emperor or a sultan. They are usually part of a royal family.



Louis XIV



Henry VIII



Shah Jahan




Queen Victoria



# Royal Objects

What does a monarch do?



The scroll and pen is for the king or queen to write rules and laws for the country.

The sword represents the king or queen's role to defend the country from enemies who may want to take over.



The book helps the king or queen to make good choices and decisions.



The crown represents how powerful the king or queen is in the country.



The money represents the king or queen paying for things for the people in the country.

# Next in Line

who becomes the next king or queen?



Can you tell which child in the painting is to become the next monarch?

In the United Kingdom, the tradition is that the **eldest** son of the king and queen becomes the next king (unless there are no sons and then the eldest daughter becomes queen).

# The Queen and Parliament

We have had kings and queens for hundreds of years, and the history of Britain is closely connected to them. Some of them were good people who tried to rule wisely and do their best for people. However, some were not very good! Some kings were cruel and mistreated people who disagreed with them.

People started to feel that the king should have some wise people to advise him, and that some of the great nobles, who owned a lot of land, should play a part in deciding how to run the country.



# The Queen and Parliament

- Sometimes the king found it helpful to call together these groups of nobles and church leaders to advise him on what to do, although he didn't always agree with them or do what they wanted him to do! These gatherings came to be known as 'parliaments'. The word comes from the French word 'parler' meaning 'to talk'.
- The Prime Minister became the person who was in charge of the parliament meetings.
- Things have changed over time, but to this day the Prime Minister still meets with the queen every week to tell her what the government is doing. The Queen listens and offers advice to her Prime Minister.






## English Task – Write some rules

Imagine you are a monarch. Think of some rules you think would like to suggest to your advisors or parliament.


Here are some ideas to get you thinking about the sort of rules you might need.

### Monarchs


What would a good monarch do in these situations?



There has been a terrible fire in London. Lots of homes and buildings have been destroyed.



The king of Spain sends you a gift of twenty jewels.



You receive a letter asking you to attend the opening of a new school that is 200 miles away.

What qualities does a good monarch need to have?

- Kind or selfish?
- Helpful or mean?
- Weak or brave?

Write your rules remembering your capital letters and full stops.

Think about making your rules sound very important.

Here are some words that might help you:

*should*      *always*      *must*  
*never*      *really*  
*very*      *only*      *extremely*



# Phonics – Sounds er, ur and ir

The link below is for daily phonics lessons based on the scheme of work we use. Lessons appear at 10.30am every day and there are some useful guides there too.

[https://www.youtube.com/channel/UCP\\_FbjYUP\\_UtldV2K\\_-niWw/featured](https://www.youtube.com/channel/UCP_FbjYUP_UtldV2K_-niWw/featured)

Warm Up Games: <https://new.phonicsplay.co.uk/resources/phase/5>

Username: march20 Password: home

## Read

Sound out and write the words on paper. Later, hide them around the house and garden for a word hunt.

louder	fur	dirt
after	burn	stir
taller	surf	shirt
farmer	Thursday	third
butter	Saturday	birthday

## Write

No need to print – have fun drawing your own doodles to go with each word!



## Create

Write sentences with this week's words. If you are not sure which diagraph to use for a word, try writing it all three ways and looking carefully to see which looks right.