

Year 1 Home Learning

8th June

Dear Year 1 and families,

I loved seeing your crowns last week, they were wonderful creations. We enjoyed making ours in class too.

I have added this week's tasks to Class Dojo for you to have a go at if you would like to.

Remember that the tasks are suggestions so please adapt them as much as you like and let me know what else you have been doing at home too.

Have a good week!




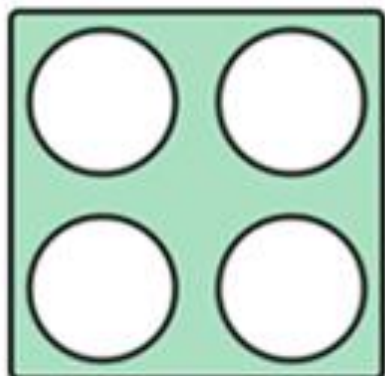
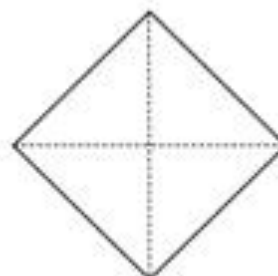
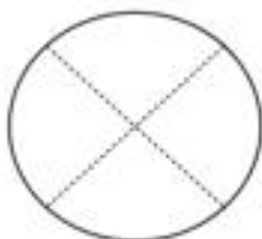

Miss Abineri

Maths Task 1 – Quarter of a shape

Watch <https://whiterosemaths.com/homelearning/year-1/>

Summer Term – Week 2 (w/c 27th April) - Lesson 2 and 3 'Find a Quarter'

Task: Colour quarter of the first shapes. Draw lines to show quarters on the second shapes.



Maths Task 2 – Quarter of an amount

Find objects around your home to use to work these out.

Fold a piece of paper into quarters and share the groups of objects into the four quarters of your page equally to help you.



whole _____


half _____



whole _____



half _____



whole _____ half _____



whole _____



half _____

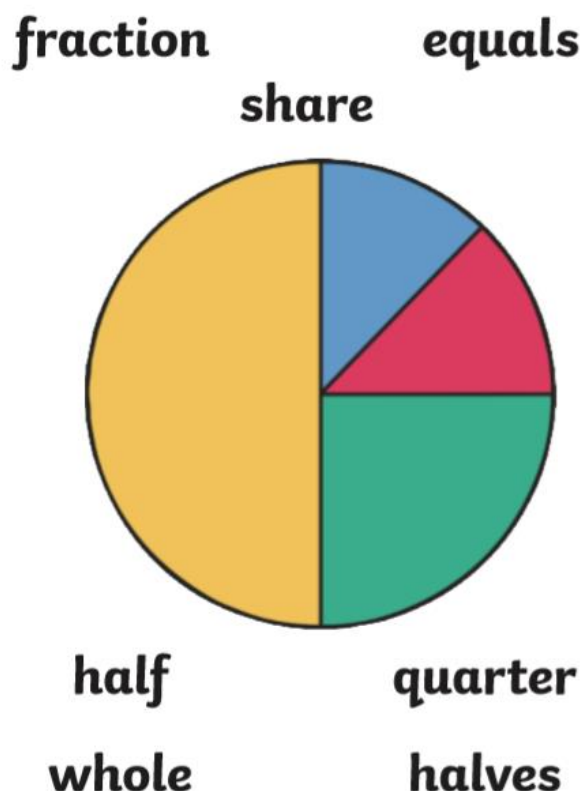


Maths Task 3 – Use fractions vocabulary



- Set up a pizza kitchen for this party with playdough, lego or craft materials and paper circles or plates.
- Take your families' pizza orders using fractions words. They might ask for quarter of their pizza with bugs or half their pizza with lego bricks!
- You could also sell your pizzas and make price labels. How about having a half-price sale?

- Here is the vocabulary you can practice using.



English Task – Make predictions



Practice spelling these question words by writing them in a list down the side of your page.

Look for clues in the picture and make predictions about what you think is happening. For example

Where?

I think this might be in London because I can see....

Then, listen to The Queen's Hat story, read by the author Steve Anthony.

<https://safeYouTube.net/w/DzXJ>

History Task – Write a character description

Look at these portraits of Queen Elizabeth I. In the first she is younger and in the second she is older. Describe in sentences what she looks like. You could use colour words and describe her clothes and things she is holding, and think about her expression and how she might be feeling.

Find out an extra fact about her favourite things or the changes she made when she was queen. Add a sentence to your character description.



Art Task – Design an outfit

Use what you noticed in the portraits and found out about Queen Elizabeth I, to design her a new dress for a portrait. What objects could she hold to show her favourite things?

Phonics – Sounds ph and wh

The link below is for daily phonics lessons based on the scheme of work we use. Lessons appear at 10.30am every day and there are some useful guides there too.

https://www.youtube.com/channel/UCP_FbjYUP_UtldV2K_-niWw/featured

Warm Up Games: <https://new.phonicsplay.co.uk/resources/phase/5>

Username: march20 Password: home

Read

Sound out and write the words on paper. Later, hide them around the house and garden for a word hunt.

<i>wheel</i>	<i>dolphin</i>
<i>whistle</i>	<i>phone</i>
<i>whale</i>	<i>elephant</i>
<i>when</i>	<i>photograph</i>
<i>what</i>	<i>trophy</i>

Write

No need to print – have fun drawing your own doodles to go with each word!



Create

Write sentences with this week's words. If you are not sure which diagraph to use for a word, try writing it all three ways and looking carefully to see which looks right.