

Year 1 Home Learning

29.06.20

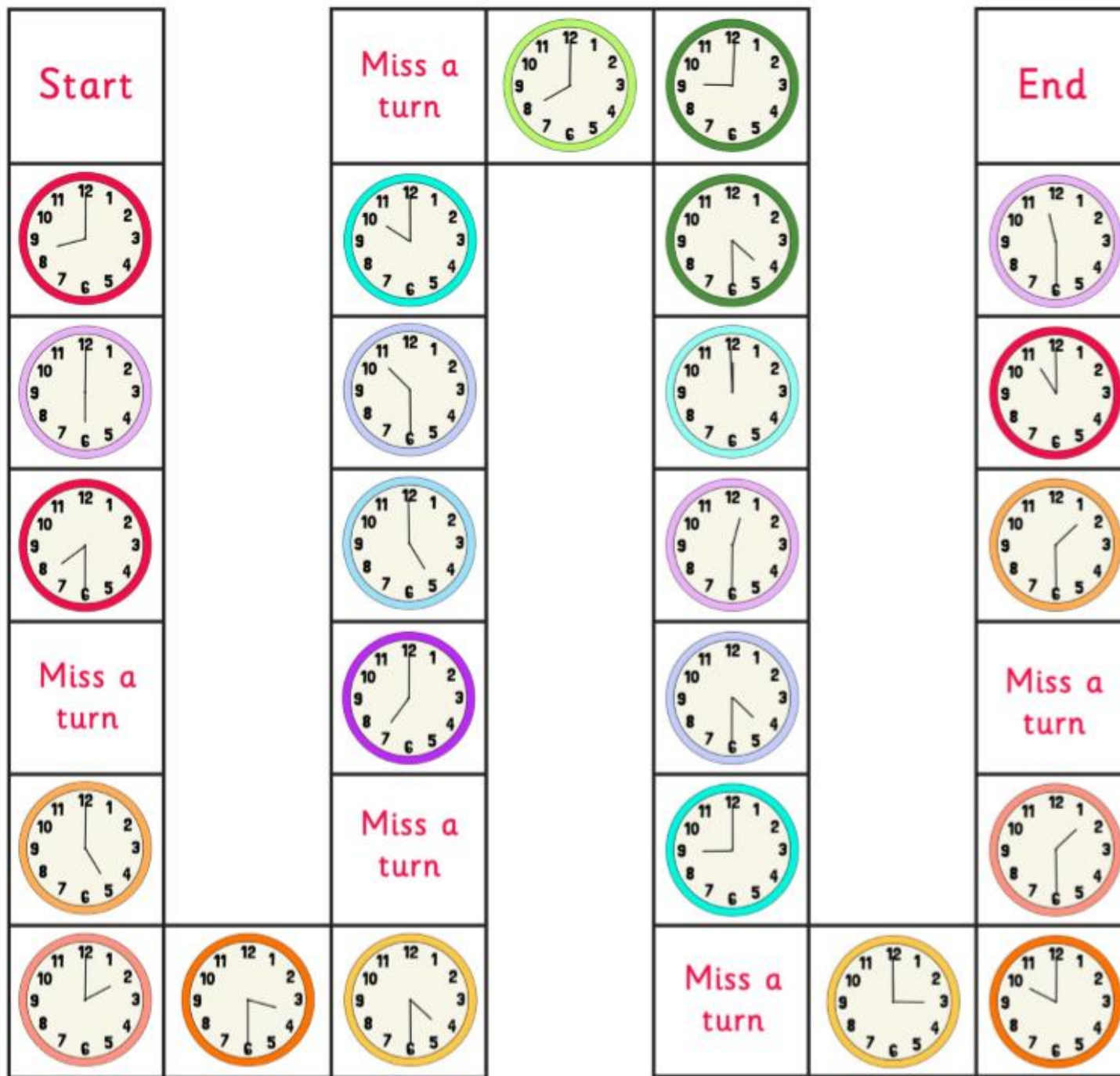
Dear Year 1 and families,

I hope you are well.

Here are this week's activities. Remember that these are just suggestions and so please adapt them as much as you like and let us know what else you are doing at home this week too.

Have a good week!

Miss Abineri



Maths Task 1 – Tell the Time to Half an Hour

Using the clock you made last week practice telling the time to half an hour.

Then use this game to practice times to the hour and half an hour.

Telling the Time Board Game

What time is it?

Roll a dice, move the number of spaces shown and read aloud the time shown on the clock. The first player to complete the board wins!

Maths Task 2 – Practice Days of the Week and Months of the Year

Chant the days and months out loud to check you know their order.

Write them down in a list to help you answer these questions.

If this month is April,
next month will be _____.

If today is Saturday,
tomorrow will be _____.

If this month is February,
last month was _____.

If today is Thursday,
yesterday was _____.

Before March	December	April
	June	February
After Sunday	Monday	Friday
	Tuesday	Saturday
After April	June	January
	March	May

Today is Friday, tomorrow is _____.

Today is Tuesday, tomorrow is _____.

Today is Sunday, yesterday was _____.

Today is Wednesday, yesterday was _____.

Maths Task 3 – Four a Day Challenge


Feel free to use as many days as you like or pick one or two problems to investigate. There is no need to complete them all.

Day 1

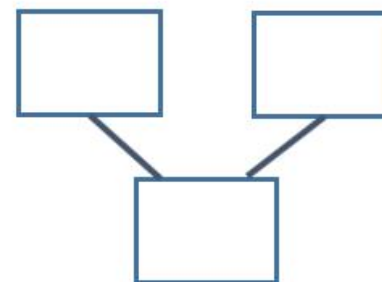
Four a Day



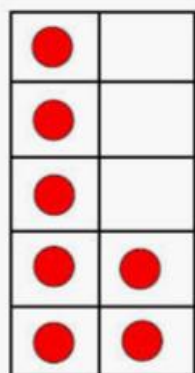
1) How many bananas are there altogether?



2) 6 is the whole. Complete the part/whole model using different numbers for each part.



3) Complete the number sentence.




_____ = _____ + _____

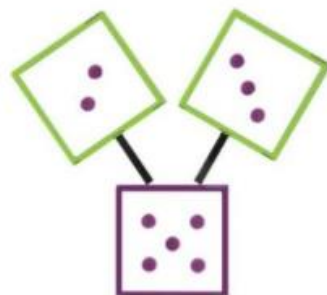
4) Write as many different number sentences as you can to match the picture.



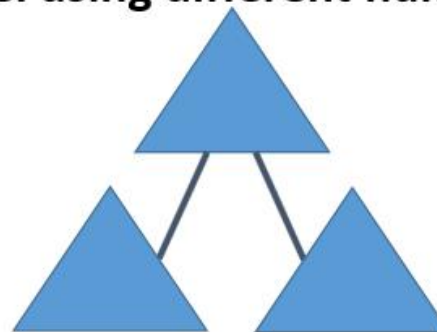
1) How many footballs are there in total?



3) Write as many number sentences as you can about this image:




2) 13 is the whole. Complete the part/whole model using different numbers for each part.



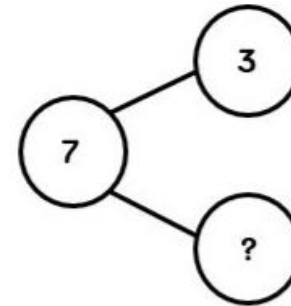
4) How many more hedgehogs are needed to make 20? Write this as a number sentence.



1) What is the total number of cats?

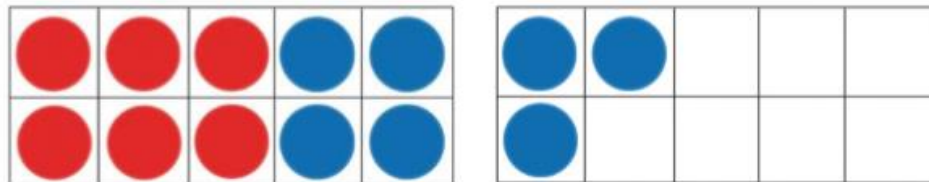


2) Complete the part/whole model and write four different number sentences about it.



3) Complete the number sentence.

$$\underline{13} = \underline{\quad} + \underline{\quad}$$




4) Write these number sentences with the correct symbol (= , < or >).

a) 9  6

b) 16  19


1) How many buses are there in total?



2) How many more cubes are needed to make 15? Write this as a number sentence.



3) What is the difference between 10 and 4?



$$10 - 4 =$$


4) Complete the missing information.

$$19 = 9 \quad \square \quad 10$$

$$19 = 10 + \square$$

$$19 - 10 = \square$$

$$19 \quad \square \quad 9 = 10$$

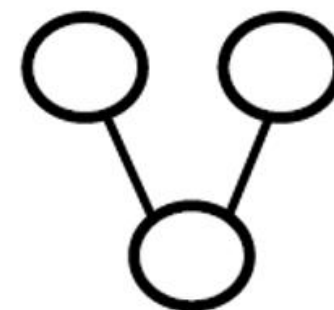


1) There are 18 cookies in total. How many are still in the jar?



2) Put these numbers in the correct position on the part/whole model.

9
5
4



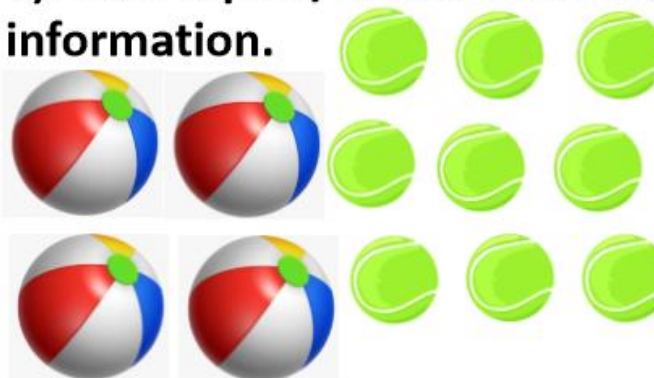
3) Complete the number sentence.



$$6 + 6 =$$

?

4) Draw a part/whole model to show this information.



Science Task – Animal Body Parts

Read and think of animals that have the following body parts.

Choose some body parts and design a dragon or magical creature with these body parts and draw it.

Label the different body parts that you used.



English Task 1 – Describe the Setting



Look, some dragon eggs have washed up on a beach and are beginning to hatch!

Describe the setting and the eggs hatching using your senses, see, hear, smell and feel.

English Task 2 – Write a Report

Video about types of dragon (How to Train Your Dragon):

<https://youtu.be/3eIRit8Jsc>

Ideas on creating own dragon:

<https://www.youtube.com/watch?v=4X6GenpluOg>

After the dragon eggs hatched one of the dragons escaped. Write a report about the escaped dragon.

What does it look like?


Where did it come from?

Where might you find it hiding?

How could you catch it?

Phonics – Sentence Reading

Practice reading a mixture of sounds. Remember to look out for the split diagraphs. Match the sentences to the pictures.



Jake leaned his
spade against the
gate and rested in
the shade.



The kite was stuck
on the spike of a tree
for a while.



Is it safe to cross
with an ape?



"It's time to get
your prize!" smiled
Mrs Grimes.



Kate saw the
plate and said,
"I hate grapes!"



Do you remember
the time we had a
bike ride?



It was too late! The
crate of dates had
spilled everywhere!



The bride saw all
of her family inside
the church.



Mr Jones grabbed
the notepad as he
spoke on his phone.



That log flume has
rules to follow!



I hope you aren't
home alone!



The flute played a
sweet tune.



The King on his
throne was shown
to people across
the globe.



The tube of cubes
was snapped by the
rude girl.



Something has poked
a hole in my cone!



Don't prune the
flowers in June!